

Scaled data based on original data using
LM-79-08 Approved Method: Electrical and Photometric Measurements of Solid-
State Lighting Products

Test Report Prepared for
Cooper Lighting Solutions
(formerly Eaton)

Brand: McGRAW-EDISON

Report Number: P199955

Luminaire Tested: **GWC-AF-01-LED-E1-SL2-7030-600**

Issue Date: 3/3/2020

Test Information

Test Method: LM-79-08
Report Number: P199955
TEST IS SCALED FROM IESNA LM-79-08 TEST DATA (P24286)
Test Lab: INNOVATION CENTER P2
Issue Date: 3/3/2020
Manufacturer: COOPER LIGHTING SOLUTIONS (FORMERLY EATON)
Product Line: MCGRAW-EDISON
Catalog Number: GWC-AF-01-LED-E1-SL2-7030-600
Description: GALLEON WALL LUMINAIRE
(1) 70 CRI, 3000K, 615mA LIGHTSQUARE WITH 16 LEDS EACH AND TYPE II SPILL
LIGHT ELIMINATOR OPTICS
Light Source: -
Ballast/Driver: ELECTRONIC DRIVER

Summary

Lumens per Lamp: N/A
Luminaire Lumens: 3967.2 lumens
Efficiency: N/A
Efficacy: 116.7 lumens/watt
Luminous Opening: Rectangular (W 0.5' x L: 0.5' x H: 0')
IES Classification: Type II - Short - Semi-Cutoff
BUG Rating: B1 - U0 - G1

Input Watts (W): 34
Input Voltage (V): NR
Input Current (Ain): NR
Voltage Rise (V): NR
Power Factor: NR
Total Harmonic Distortion (THDi): NR
Frequency (hertz): 60
Stabilization Time: NR
Operation Time: NR
Ambient Temperature (°C): NR
Test Distance: 25 FT

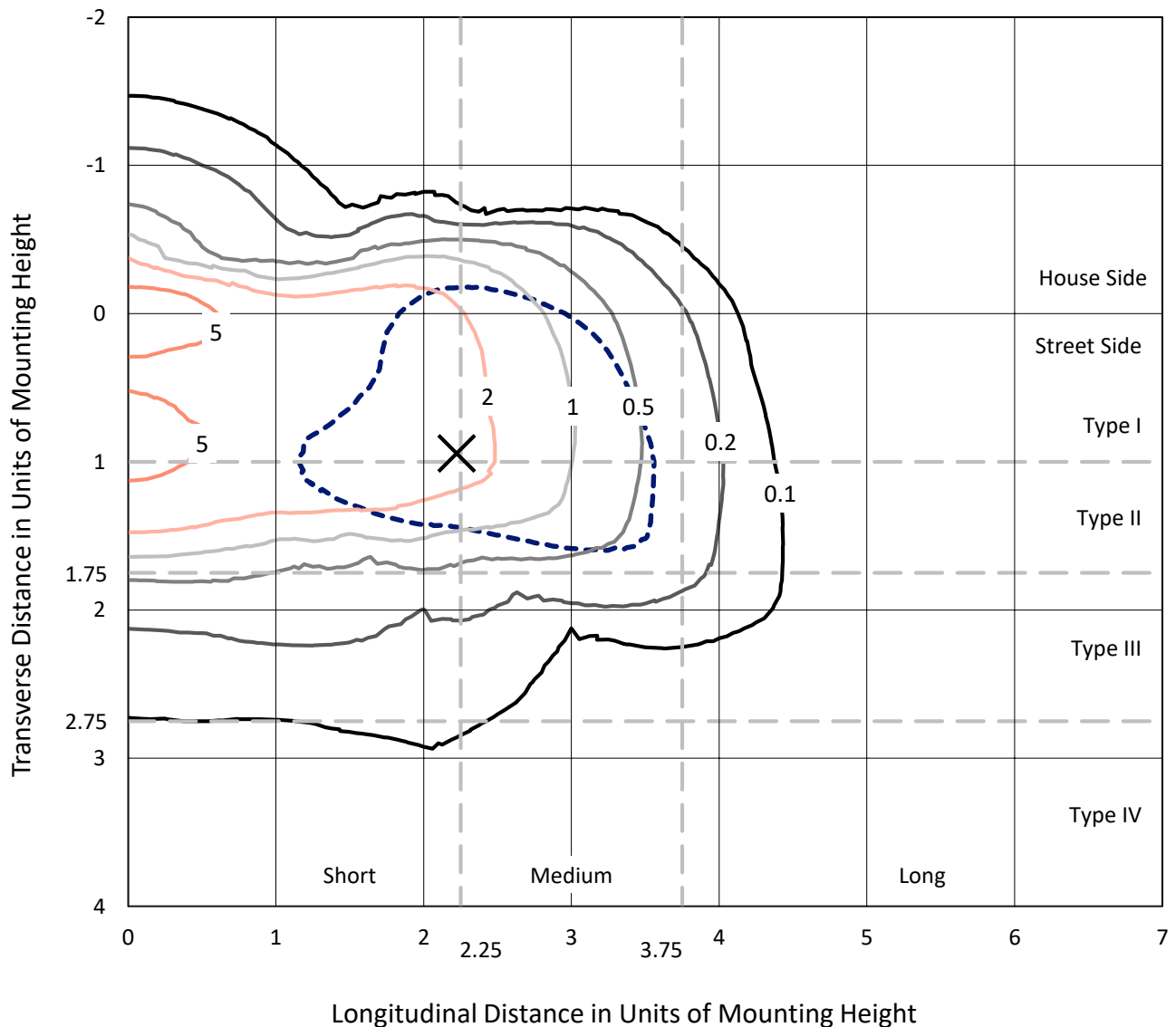


REPORT NUMBER: P199955

CATALOG NUMBER: GWC-AF-01-LED-E1-SL2-7030-600

Iso-Footcandle Lines of Horizontal Illumination

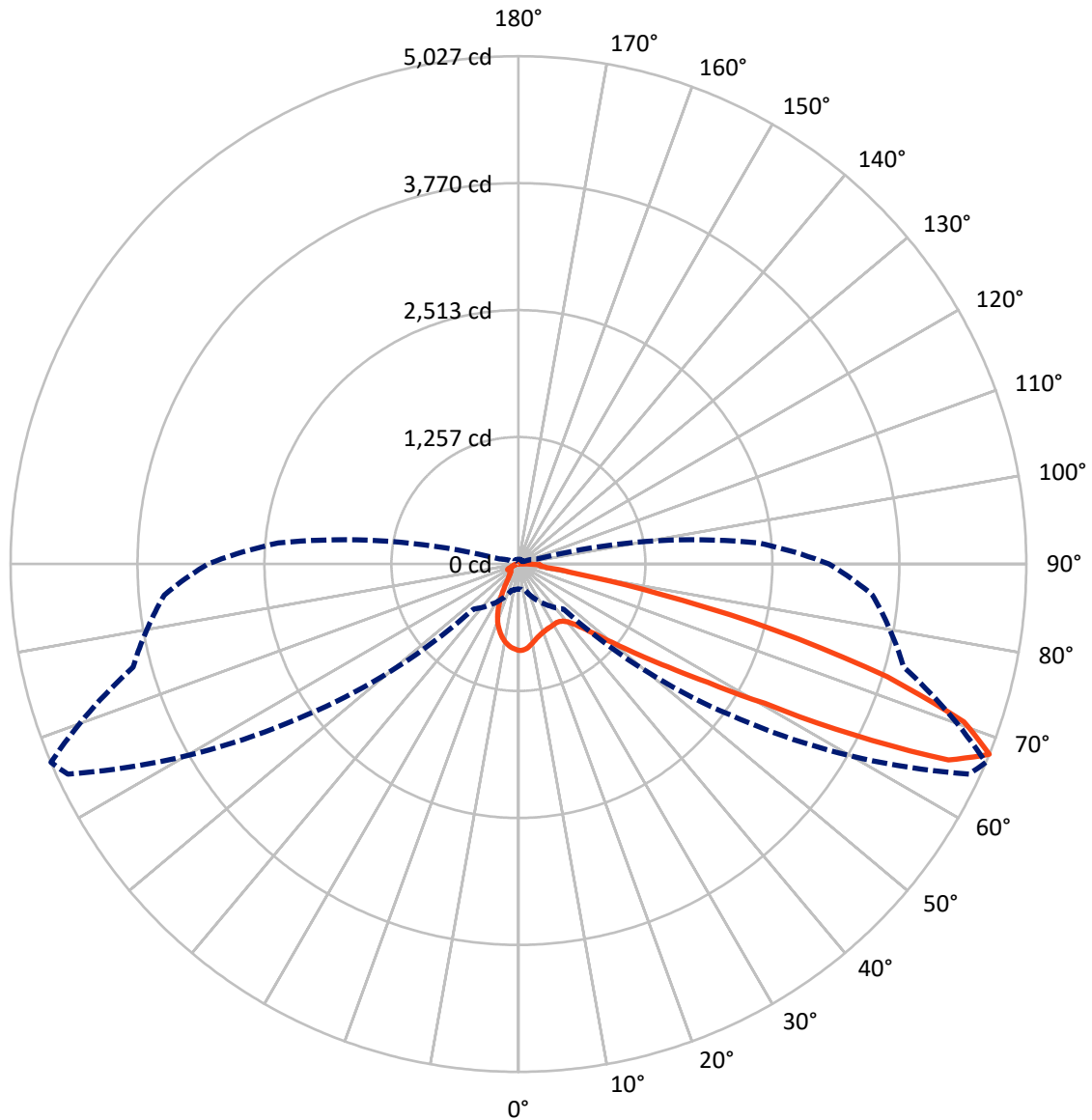
× Max cd
 - - - 1/2 Max cd



Based on 10 foot mounting height. Maximum calculated value = 8.6 fc
 Type II - Short - Semi-Cutoff

REPORT NUMBER: P199955
CATALOG NUMBER: GWC-AF-01-LED-E1-SL2-7030-600

Luminous Intensity Polar Plot



— Vertical Plane Through 67-Deg Lateral - - - Horizontal Cone Through 67.5-Deg Vertical

REPORT NUMBER: P199955

CATALOG NUMBER: GWC-AF-01-LED-E1-SL2-7030-600

FLUX DISTRIBUTION:

		Downward	Upward	Total
House Side	Lumens	657.3	0.0	657.3
	% Fixture	16.6	0.0	16.6
Street Side	Lumens	3309.9	0.0	3309.9
	% Fixture	83.4	0.0	83.4
Total	Lumens	3967.2	0.0	3967.2
	% Fixture	100.0	0.0	100.0

Coefficient of Utilization

ZONAL LUMENS:

Zone	Lumens	% Fixture
0°-10°	73.0	1.8
10°-20°	168.9	4.3
20°-30°	229.0	5.8
30°-40°	325.5	8.2
40°-50°	544.6	13.7
50°-60°	861.6	21.7
60°-70°	1097.5	27.7
70°-80°	574.9	14.5
80°-90°	92.2	2.3
90°-100°	0.0	0.0
100°-110°	0.0	0.0
110°-120°	0.0	0.0
120°-130°	0.0	0.0
130°-140°	0.0	0.0
140°-150°	0.0	0.0
150°-160°	0.0	0.0
160°-170°	0.0	0.0
170°-180°	0.0	0.0
0°-90°	3967.2	100.0
0°-180°	3967.2	100.0



REPORT NUMBER: P199955

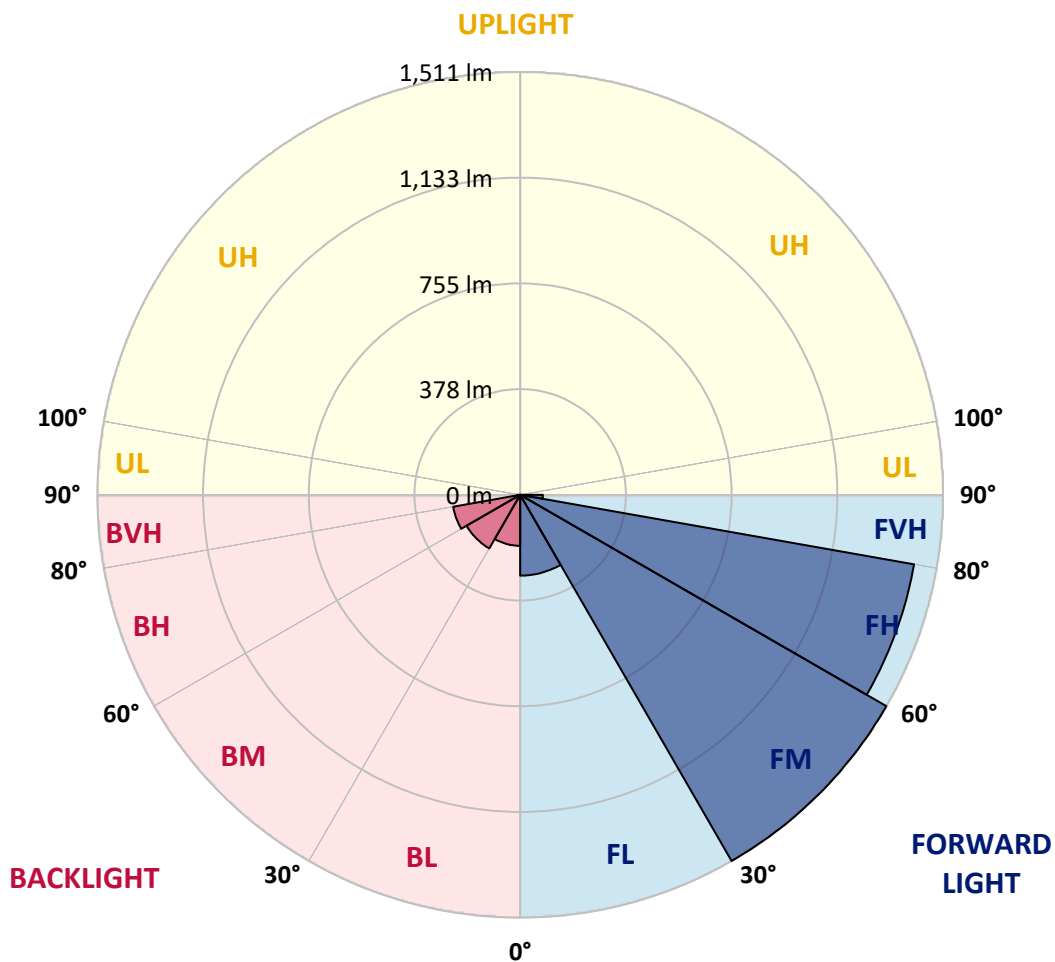
CATALOG NUMBER: GWC-AF-01-LED-E1-SL2-7030-600

LUMINAIRE CLASSIFICATION SYSTEM LUMEN TABLE AND BUG RATING:

Zone		Lumens	% Fixture	Zone Rating/Lumen Limit		
				B	U	G
FL	(0°-30°)	288.7	7.3			
FM	(30°-60°)	1510.8	38.1			
FH	(60°-80°)	1429.3	36.0			G1/1800
FVH	(80°-90°)	81.1	2.0			G1/100
BL	(0°-30°)	182.2	4.6	B1/500		
BM	(30°-60°)	220.9	5.6	B1/1000		
BH	(60°-80°)	243.1	6.1	B1/500		G1/500
BVH	(80°-90°)	11.1	0.3			G1/100
UL	(90°-100°)	0.0	0.0		U0/0	
UH	(100°-180°)	0.0	0.0		U0/0	

BUG Rating: B1-U0-G1

Type II Short





REPORT NUMBER: P199955

CATALOG NUMBER: GWC-AF-01-LED-E1-SL2-7030-600

CANDELA DISTRIBUTION (FULL):

	0°	5°	15°	25°	35°	45°	55°	65°	67°	75°	85°
0°	855.7	855.7	855.7	855.7	855.7	855.7	855.7	855.7	855.7	855.7	855.7
2.5°	820.5	821.8	826.2	829.0	841.2	846.5	850.2	854.0	854.5	856.3	854.5
5°	734.4	737.4	745.3	754.3	778.3	797.0	816.8	837.4	841.1	854.3	858.0
7.5°	667.7	666.9	673.6	684.3	708.8	734.8	769.4	810.3	818.4	848.3	862.7
10°	619.0	618.4	625.4	636.7	659.9	684.5	723.7	779.6	790.9	838.7	867.3
12.5°	583.0	583.2	590.2	602.6	626.3	651.0	690.8	749.8	764.4	827.5	872.0
15°	559.1	560.7	566.4	579.5	602.6	627.3	666.4	727.5	743.8	818.8	877.3
17.5°	551.1	553.6	555.6	565.2	585.0	609.7	647.9	711.2	728.3	812.7	881.9
20°	558.6	561.5	557.8	561.0	573.6	595.6	633.4	698.2	715.8	805.8	882.5
22.5°	590.4	593.2	582.3	572.6	571.9	585.2	621.5	688.0	706.3	800.8	882.7
25°	646.6	648.4	630.0	607.7	585.9	581.5	613.2	681.0	700.4	796.3	879.0
27.5°	715.4	716.8	695.7	662.7	619.2	590.2	610.2	676.9	697.1	792.3	872.8
30°	799.2	805.7	777.3	735.8	672.2	616.2	616.1	674.7	693.4	785.7	860.4
32.5°	884.9	887.6	868.1	826.0	743.6	662.0	632.5	676.4	692.3	777.7	844.8
35°	971.8	975.2	962.6	928.7	841.2	729.1	664.7	685.5	698.3	774.8	833.7
37.5°	1084.2	1088.9	1071.3	1032.2	960.0	820.1	718.0	708.5	717.0	782.8	830.5
40°	1262.1	1259.9	1208.4	1150.2	1089.9	936.5	794.4	747.8	752.6	808.0	840.6
42.5°	1469.0	1463.7	1375.1	1283.6	1232.7	1077.4	895.3	815.6	814.6	857.6	876.5
45°	1634.2	1629.8	1550.1	1437.2	1396.5	1237.8	1025.7	916.8	909.5	936.5	942.6
47.5°	1723.6	1723.8	1677.7	1585.7	1584.7	1441.6	1193.4	1063.1	1050.5	1063.3	1056.9
50°	1692.2	1696.4	1691.5	1662.2	1756.5	1709.0	1412.2	1267.2	1242.0	1254.4	1229.6
52.5°	1540.9	1546.1	1575.1	1620.1	1828.7	2031.9	1734.0	1520.7	1491.4	1486.8	1459.2
55°	1272.5	1278.9	1338.0	1460.2	1768.6	2248.9	2241.5	1843.9	1797.1	1754.7	1742.9
57.5°	877.1	887.8	982.9	1164.4	1574.3	2314.4	2845.7	2304.6	2209.5	2061.2	2064.0
60°	494.4	506.9	619.0	783.9	1182.1	2243.2	3305.5	3002.5	2801.7	2420.2	2440.6
62.5°	314.3	327.9	413.0	544.6	709.4	1859.7	3493.9	3972.5	3717.6	2862.7	2882.7
65°	254.6	260.4	300.5	449.6	515.1	1120.5	3350.9	4771.8	4676.8	3424.4	3331.4
67.5°	248.4	250.4	271.2	377.4	494.0	629.8	2672.8	4921.2	5026.7	3948.9	3518.1
70°	245.5	252.4	305.6	360.1	473.1	531.1	1606.2	4511.6	4678.1	4086.1	3269.5
72.5°	119.1	118.8	153.7	325.7	532.9	550.8	825.2	3650.4	3817.5	3540.0	2686.6
75°	96.0	87.9	83.9	119.3	512.4	568.9	525.9	2511.8	2632.7	2373.4	1651.6
77.5°	91.1	81.4	74.6	74.8	216.6	603.3	445.4	1390.3	1425.4	1072.1	452.6
80°	75.5	66.5	61.6	69.5	104.9	574.6	481.7	629.2	577.3	263.4	150.7
82.5°	52.5	47.7	46.3	58.4	83.9	409.5	560.1	338.0	283.5	131.8	93.0
85°	33.5	28.5	31.6	42.5	65.3	189.0	576.9	263.6	209.6	83.7	52.5
87.5°	15.4	12.6	15.7	23.5	42.6	65.1	548.9	296.0	215.8	44.2	33.1
90°	0.0	0.0	0.0	0.0	0.0	0.0	0.0	0.0	0.0	0.0	0.0



REPORT NUMBER: P199955

CATALOG NUMBER: GWC-AF-01-LED-E1-SL2-7030-600

CANDELA DISTRIBUTION (continued):

	90°	95°	105°	115°	125°	135°	145°	155°	165°	175°	180°
0°	855.7	855.7	855.7	855.7	855.7	855.7	855.7	855.7	855.7	855.7	855.7
2.5°	856.1	852.4	849.5	844.0	837.9	832.0	826.8	820.1	818.2	816.3	819.1
5°	858.9	855.2	844.3	827.5	808.9	791.6	774.1	759.3	750.1	745.0	747.9
7.5°	862.9	857.6	835.4	804.4	771.1	740.4	709.0	683.8	665.2	656.3	659.0
10°	866.7	856.5	820.1	773.8	724.8	679.5	629.8	588.7	558.2	542.2	546.0
12.5°	868.3	852.0	798.8	735.5	668.3	601.8	528.6	467.2	423.4	407.3	404.0
15°	869.8	846.9	775.3	691.7	600.1	505.9	403.3	329.9	293.5	285.3	283.6
17.5°	870.1	838.1	748.8	644.4	520.0	391.9	275.9	229.1	229.3	242.2	243.7
20°	866.1	825.0	716.4	585.5	424.2	271.0	189.3	181.4	210.9	243.2	247.0
22.5°	856.7	807.5	679.8	516.9	314.3	178.4	146.5	155.3	193.5	233.0	237.5
25°	844.8	786.4	636.7	437.2	208.1	127.5	122.8	133.7	159.4	185.8	188.4
27.5°	828.5	761.4	588.1	346.2	135.2	105.1	108.1	115.4	125.9	137.7	138.9
30°	807.5	731.5	536.3	252.4	102.1	94.5	99.0	102.9	107.4	114.0	114.6
32.5°	783.5	702.7	483.0	174.3	90.5	89.0	92.6	94.5	98.0	102.1	102.4
35°	763.4	675.3	427.9	123.3	85.7	84.9	87.3	88.1	91.3	95.8	96.2
37.5°	751.8	653.1	370.9	99.4	82.4	81.2	82.6	82.6	87.3	93.9	94.8
40°	752.6	640.7	314.0	89.8	79.6	78.0	78.2	78.2	84.3	91.6	92.1
42.5°	774.0	643.9	263.6	86.1	77.5	75.7	74.8	75.3	80.5	85.1	85.4
45°	824.1	665.9	216.3	83.7	75.3	74.8	72.5	72.4	74.3	76.5	76.5
47.5°	906.2	709.5	184.1	82.2	73.5	73.3	70.8	68.3	68.1	68.9	68.9
50°	1039.8	784.7	162.6	80.5	72.4	70.8	67.8	64.0	62.6	63.2	63.2
52.5°	1240.1	918.8	154.4	78.0	69.8	67.3	64.0	60.1	58.9	59.1	59.1
55°	1502.9	1124.5	153.2	75.3	67.0	63.1	60.2	57.4	55.9	56.4	56.4
57.5°	1824.0	1409.2	174.2	71.0	63.4	58.7	57.2	55.1	54.2	54.7	54.6
60°	2214.2	1781.7	258.3	66.5	59.6	54.7	54.7	53.2	52.5	53.0	52.8
62.5°	2663.7	2209.5	363.1	63.2	55.7	51.7	52.5	51.7	51.0	51.3	51.1
65°	3062.5	2488.3	340.1	60.6	51.9	48.7	50.0	49.7	49.0	49.5	49.2
67.5°	3074.0	2385.0	190.9	57.9	48.1	45.8	47.7	47.5	47.2	47.5	47.3
70°	2743.4	2013.8	107.6	52.8	44.2	42.3	45.1	44.8	44.4	45.3	45.1
72.5°	2198.0	1461.5	78.6	46.6	40.3	38.6	41.6	41.5	41.5	42.6	42.1
75°	1264.7	752.0	62.9	39.9	36.2	34.9	37.5	37.8	38.1	39.7	38.6
77.5°	360.5	234.4	51.3	33.9	31.1	30.5	33.3	33.7	33.9	35.6	34.1
80°	134.1	107.9	42.3	28.4	25.4	25.6	28.2	28.7	29.0	30.7	28.7
82.5°	85.4	71.2	34.2	22.0	20.0	19.7	22.8	23.7	23.7	23.8	22.7
85°	49.9	42.6	25.7	15.9	14.1	13.5	17.1	18.3	17.8	17.4	16.6
87.5°	33.5	29.4	15.9	8.8	7.6	7.2	10.0	10.9	10.6	10.0	9.4
90°	0.0	0.0	0.0	0.0	0.0	0.0	0.0	0.0	0.0	0.0	0.0

(END OF REPORT)